

# 525N

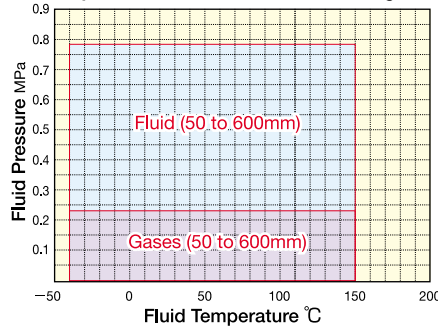
## Teflon® (PTFE) BUTTERFLY VALVES

### High Corrosion Resistance and Durability

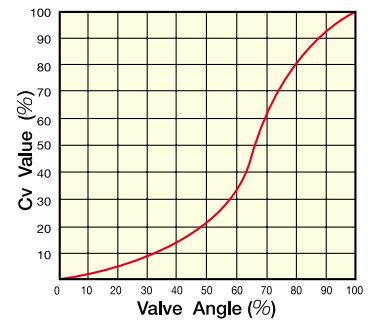
No other materials have better performance than Teflon® (PTFE) resin in keeping high corrosion resistance and preventing the adhesion of fluid. This resin is ideal for acids, gases, and food in the form of fluid. Furthermore, the unique internal structure prevents residual fluid, thus maintaining its durability and cleanliness far better than conventional valves.

Valves connected to pipes used for pharmaceutical, food, and industrial applications that handle acid and alkali solvents are required to have more corrosion resistance, chemical resistance, and sealing performance than other valves. The entire surface of OKM's Teflon butterfly valve, which comes in contact with fluid, uses a tetrafluoroethylene perfluoroalkoxy (PTFE) resin. This valve demonstrates stable performance in a wide variety of fields, for pure water equipment as well as pharmaceutical, food, and chemical applications.

#### Temperature and Pressure Ratings



#### Flow Characteristics



#### Standard Materials and Specifications

Model	525N
Applicable Flange Std.	JIS10K ANSI 125Lb/150Lb
Max. Service Pressure	Fluid 0.7MPa / Gases 0.2MPa
Actuators	Lever-Operated, Worm-Gear, Pneumatic-Cylinder, Electric-Motor
Max. Service Temperature	-40°C to 150°C
Face To Face	JIS B2002 46 · 47 Series
Coating	Acid resistant paint (N-6.5)
Hydrostatic Shell Test	Fluid 0.8MPa / Gases 0.3MPa
Hydrostatic Seat Test	1.0MPa

Part Name	Material
Body	FCD-S
Disc	PFA+S45C(50 to 200mm) PFA+FCD-S (250 to 600mm)
Seat Ring	PTFE
Spindle (stem)	S45C(50 to 200mm) SUS420J2 (250 to 300mm) SUS630 (350 to 600mm)
O-ring	FKM
Seal ring	PTFE

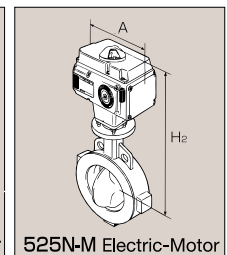
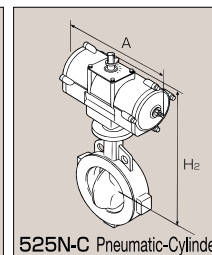
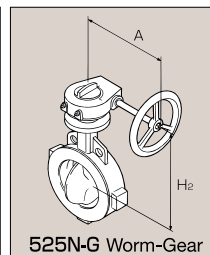
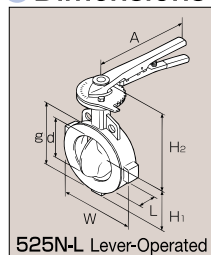
#### Cv Values with Valve Fully Open

Size (mm)	Cv Value
50	120
65	120
80	290
100	450
125	800
150	1200
200	2300
250	3800
300	5700
350	6600
400	9000
450	11900
500	14400
600	21000



525N-G

#### Dimensions



Nominal Size		L	d	g	H1	W	525N-L Lever-Operated			525N-G Worm-Gear			525N-C Pneumatic-Cylinder			525N-M Electric-Motor		
inch	mm						H2	A	Weight	H2	A	Weight	H2	A	Weight	H2	A	Weight
2	50	43	59	100	58	112	151	160	3.2	192	141	6.0	303	236	6.5	334	180	8.5
2 1/2	65	43	59	100	58	112	151	160	3.2	192	141	6.0	303	236	6.5	334	180	8.5
3	80	46	78	130	80	150	166	200	5.3	207	141	8.8	351	276	8.9	351	247	15.0
4	100	52	98	155	95	190	196	260	7.7	231	182	9.9	374	276	10.9	374	247	17.0
5	125	56	123	185	110	220	214	360	11.1	243	182	11.9	417	342	15.7	386	247	19.0
6	150	56	148	215	125	248	245	360	16.0	289	211	22.0	467	342	20.5	436	247	26.0
8	200	60	194	265	150	298	—	—	—	312	211	27.0	513	420	28.0	475	275	34.0
10	250	68	240	325	211	370	—	—	—	408.5	255	43.0	637	506	43.5	552	275	41.0
12	300	78	296	370	239	414	—	—	—	408.5	255	50.0	665	506	50.5	643	345	61.0
14	350	92	328	415	291	476	—	—	—	521	320	91.0	※	※	※	※	※	※
16	400	102	378	475	317	538	—	—	—	547	320	109.0	※	※	※	※	※	※
18	450	114	428	530	342	594	—	—	—	600	331	163.0	※	※	※	※	※	※
20	500	127	478	585	374	648	—	—	—	640	331	190.0	※	※	※	※	※	※
24	600	154	578	690	466	752	—	—	—	710	392	292.0	※	※	※	※	※	※

※Please contact us for sizes of 350 mm or more.

(Size : mm , Weight : kg)