

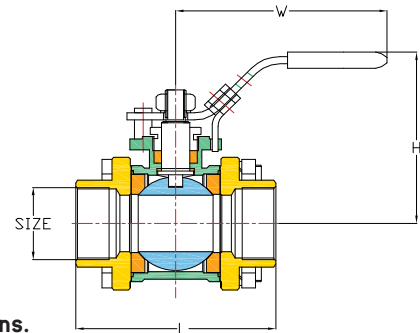
BV 3

EXECUTION



- Three-piece body ball valve
- Full bore
- End connections according to BSP, NPT, BW or SW
- Face to face dimensions according to our production standard

Also available with locking device, integral seats, antistatic device, special version for steam applications.



MATERIAL

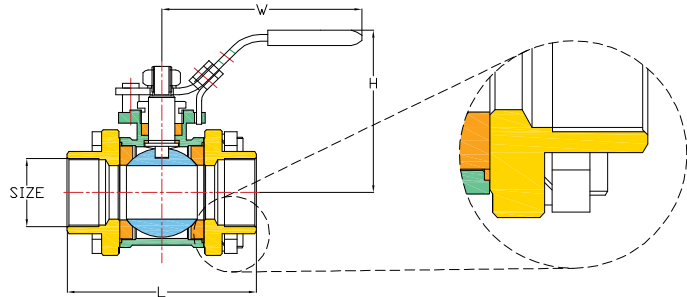
	CARBON STEEL	STAINLESS STEEL
BODY	ASTM WCB	A351 CF8M
CAPS	ASTM A105 WCB	A351 CF8M
BALL	A351 CF8M	A351 CF8M
SEAT	PTFE	PTFE
BV TYPE	BV3-2466T	BV3-6666T

DIMENSIONS

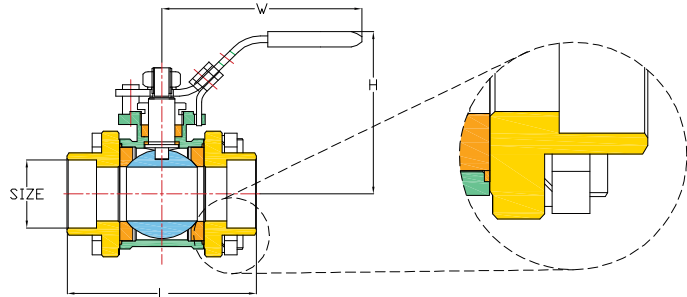
SIZE		L	W	H	L	W	H	
DN 08	1/4"	57,0	110,0	50,0	57,0	110,0	50,0	
DN 10	3/8"	57,0	110,0	50,0	57,0	110,0	50,0	
DN 15	1/2"	65,0	131,0	64,0	65,0	131,0	64,0	
DN 20	3/4"	76,0	131,0	68,0	76,0	131,0	68,0	
DN 25	1"	92,0	174,0	79,0	92,0	174,0	79,0	
DN 32	1 1/4"	106,0	174,0	83,0	106,0	174,0	83,0	
DN 40	1 1/2"	116,0	250,0	100,0	116,0	250,0	100,0	
DN 50	2"	136,0	250,0	107,0	136,0	250,0	107,0	
DN 65	2 1/2"	153,0	321,0	126,0	153,0	321,0	126,0	
DN 80	3"	180,0	321,0	137,0	180,0	321,0	137,0	
DN 100	4"	217,0	381,0	156,0	217,0	381,0	156,0	
				BV3-2466T	BV3-6666T			

Dimensions in mm

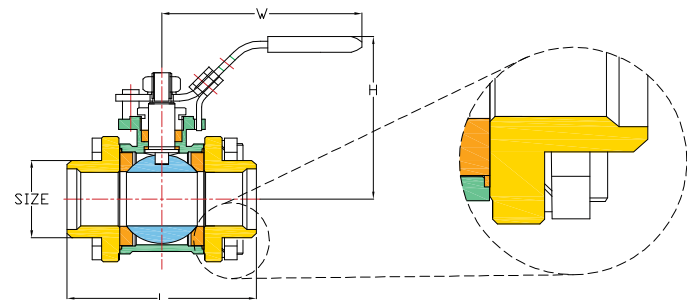
**Screwed ISO DIN 7/1
Screwed F/F NPT B.1.20.1NPT**



Socket Weld



Butt Weld



Option with integral PTFE seats : Cavity filled seats that reduce dead space between the ball and valve body.

Option with CTFE seats : for saturated steam service.



PTFE

PolyTetraFluoro-Ethylene



RTFE

Reinforced TetraFluoro-Ethylene



CTFE

Carbon TetraFluoro-Ethylene



PEEK

PolyEtherEtherKetone